





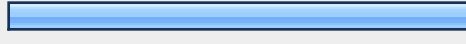



2009-2010 Student School Climate Survey

1. What is your grade?			
		Response Percent	Response Count
7th		13.5%	14
8th		13.5%	14
9th		22.1%	23
10th		22.1%	23
11th		20.2%	21
12th		8.7%	9
		answered question	104
		skipped question	10

2. What is your gender?			
		Response Percent	Response Count
Male		71.2%	74
Female		28.8%	30
		answered question	104
		skipped question	10

3. Please select the answer to each question using the scale listed below.

	Always	Sometimes	Never	I do not know	Rating Average	Response Count
The school rules are fair.	26.5% (30)	65.5% (74)	5.3% (6)	2.7% (3)	1.84	113
Teachers are fair when correcting misbehavior.	27.4% (31)	56.6% (64)	13.3% (15)	2.7% (3)	1.91	113
The principal is fair when correcting misbehavior.	48.6% (54)	35.1% (39)	2.7% (3)	13.5% (15)	1.81	111
I like the rules in my school.	20.7% (23)	48.6% (54)	23.4% (26)	7.2% (8)	2.17	111
The rules in this school are too strict.	25.2% (28)	49.5% (55)	18.9% (21)	6.3% (7)	2.06	111
Teachers treat some students unfairly.	24.1% (27)	39.3% (44)	26.8% (30)	9.8% (11)	2.22	112
Students know what the POCS school expectations are.	58.0% (65)	35.7% (40)	3.6% (4)	2.7% (3)	1.51	112
Teachers tell students what the POCS school expectations are.	69.6% (78)	24.1% (27)	3.6% (4)	2.7% (3)	1.39	112
If you break rule, you know what the teacher will do.	45.0% (50)	45.0% (50)	8.1% (9)	1.8% (2)	1.67	111
The principal is involved in correcting student misbehavior.	47.8% (54)	35.4% (40)	4.4% (5)	12.4% (14)	1.81	113
	<i>answered question</i>					114
	<i>skipped question</i>					0

4. Please answer each question about the safety of your school using the scale listed below

	Always	Sometimes	Never	I do not know	Rating Average	Response Count
I feel safe in my school.	58.9% (66)	28.6% (32)	8.0% (9)	4.5% (5)	1.58	112
I am afraid that others may hurt me in this school.	7.1% (8)	14.3% (16)	73.2% (82)	5.4% (6)	2.77	112
Others tease and bully me in this school.	8.0% (9)	27.7% (31)	63.4% (71)	0.9% (1)	2.57	112
My school is safe.	61.6% (69)	27.7% (31)	8.0% (9)	2.7% (3)	1.52	112
Teachers care about the students.	46.8% (52)	38.7% (43)	9.0% (10)	5.4% (6)	1.73	111
The principal cares about the students.	58.4% (66)	24.8% (28)	1.8% (2)	15.0% (17)	1.73	113
Students care about each other here.	16.1% (18)	62.5% (70)	15.2% (17)	6.3% (7)	2.12	112
All the teachers and staff in this school care about you.	39.6% (44)	33.3% (37)	11.7% (13)	15.3% (17)	2.03	111
Teachers listen to you when you have a problem.	36.9% (41)	46.8% (52)	11.7% (13)	4.5% (5)	1.84	111
No one cares about me in this school.	7.1% (8)	25.9% (29)	50.0% (56)	17.0% (19)	2.77	112
Teachers give students rewards when they are good.	32.4% (36)	48.6% (54)	17.1% (19)	1.8% (2)	1.88	111
	<i>answered question</i>					113
	<i>skipped question</i>					1

5. Last section to complete.						
	Always	Sometimes	Never	I do not know	Rating Average	Response Count
I like this school.	40.7% (46)	41.6% (47)	12.4% (14)	5.3% (6)	1.82	113
Teachers here are mean.	11.6% (13)	50.9% (57)	32.1% (36)	5.4% (6)	2.31	112
I like my teachers.	36.9% (41)	50.5% (56)	9.9% (11)	2.7% (3)	1.78	111
I like the principal.	50.0% (56)	29.5% (33)	6.3% (7)	14.3% (16)	1.85	112
I do not like going to school.	19.6% (22)	48.2% (54)	26.8% (30)	5.4% (6)	2.18	112
I am proud of my school.	35.4% (40)	36.3% (41)	17.7% (20)	10.6% (12)	2.04	113
I am happy when I am at school.	29.2% (33)	51.3% (58)	16.8% (19)	2.7% (3)	1.93	113
Students know what the school expectations are.	54.9% (62)	37.2% (42)	4.4% (5)	3.5% (4)	1.57	113
Students who follow the school expectations receive positive recognition.	41.6% (47)	46.9% (53)	10.6% (12)	0.9% (1)	1.71	113
I know why students get "PawPrints".	70.3% (78)	22.5% (25)	3.6% (4)	3.6% (4)	1.41	111
Getting "PawPrints" makes students want to follow the rules.	24.8% (28)	53.1% (60)	14.2% (16)	8.0% (9)	2.05	113
I wish I would get more "PawPrints" for my behavior more.	45.1% (51)	29.2% (33)	18.6% (21)	7.1% (8)	1.88	113
Mr. Emmett who wrote this survey is the best principal ever:)	52.2% (59)	22.1% (25)	14.2% (16)	11.5% (13)	1.85	113
	answered question					113
	skipped question					1